


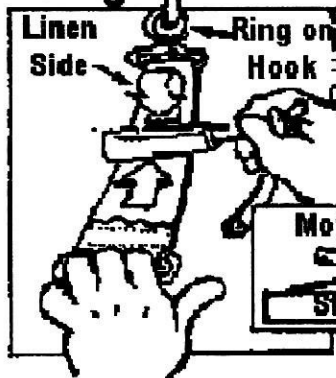
# Guidelines to Strop and Sharpen a Straight Razor

## The Edge

### Magnification



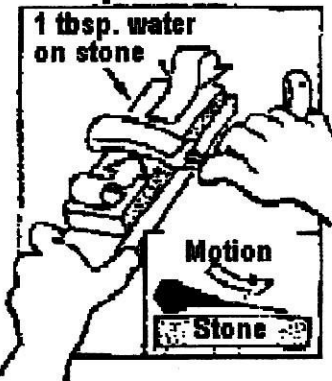
## Drag



## Strop



## Sharpen



1. When razor starts to pull, the cutting edge is out of alignment and should be stropped.

2. To straighten edge, strop with razor on linen side. With razor flat, drag away from edge; turn and repeat approximately ten times.

3. On the leather side, repeat same procedure as #2.

4. After wetting stone, lay razor flat and slide it forward into the grain. Turn razor over and repeat approximately ten times.

**Our high carbon steel straight razor is ground very thin and therefore fragile. Avoid dropping or tapping your straight razor. Chipping and/or cracking will occur. They must be dried completely to prevent rusting. In humid climates a fine coating of oil is recommended.**